

GB 13495.1-2015

---

Translated English of Chinese Standard: GB13495.1-2015

[www.ChineseStandard.net](http://www.ChineseStandard.net) → Buy True-PDF → Auto-delivery.

[Sales@ChineseStandard.net](mailto:Sales@ChineseStandard.net)

# GB

NATIONAL STANDARD OF THE  
PEOPLE'S REPUBLIC OF CHINA

ICS 13.220.01  
C 80

## GB 13495.1-2015

Replacing GB 13495-1992

---

### Fire Safety Signs - Part 1: Signs

消防安全标志 第1部分：标志

Issued on: June 2, 2015

Implemented on: August 1, 20135

---

Issued by: General Administration of Quality Supervision, Inspection and  
Quarantine of the people's Republic of China;

Standardization Administration of the People's Republic of  
China

## Table of Contents

Foreword .....	3
1 Scope .....	5
2 Normative References .....	5
3 Signs.....	5
Appendix A (Normative) Models, Dimensions and Colors of Fire Safety Signs .....	13
Appendix B (Normative) Examples of Use Combinations of Signs and Supplementary Direction Signs .....	16
Appendix C (Normative) Examples of Use Combinations of Signs, Supplementary Direction Signs and supplementary Text Signs .....	21

## Foreword

For this Part of GB 13495, Chapter 3 is mandatory, and the others are voluntary.

*Fire Safety Signs* (GB 13495) is divided into the following parts:

- Part 1: Signs;
- Part 2: General Requirements of Products;
- Part 3: Setting Requirements.

This Part is Part 1 of GB 13495.

This Part replaces *Fire Safety Signs* (GB 13495-1992). Compared with GB 13495-1992, the changes in this Part are as follows:

- the contents such as structure, dimension, making and setting of signs were cancelled; these contents will be incorporated into other parts of GB 13495 (See Chapter 4, Chapter 6 and Chapter 7 of Edition 1992);
- the sign of "No kindling" was cancelled (See sign No. 3.4.8 in Edition 1992);
- the signs of "FIRE TELEPHONE", "WHEELED FIRE EXTINGUISHER" and "FIRE MONITOR" were added (see Table 2 and Table 4);
- the sign contents of "EMERGENCY EXIT", "FIRE EXTINGUISHER", "FIRE HOSE", "CAUTION FIRE - FLAMMABLE SUBSTANCE", "CAUTION FIRE - OXIDIZING SUBSTANCE" and "CAUTION EXPLOSION - EXPLOSIVE SUBSTANCE" were revised as "EXIT", "PORTABLE FIRE EXTINGUISHER", "FIRE HOSE REEL", "WARNING: FLAMMABLE MATERIAL", "WARNING: OXIDIZING SUBSTANCE" and "WARNING: EXPLOSIVE MATERIAL" (see Table 3, Table 4 and Table 5);
- the "fire ladder" was revised as "ESCAPE LADDER", its safety color was changed from red to green, and it was moved from the table of fire extinguishing equipment to the table of emergency evacuation for escape (see Table 3);
- the dimensions of circular and triangular safety signs in Appendix A were revised, and the design dimensions of signs were specified (see Appendix A);
- the examples for use combination of sign and supplementary direction sign were added (see Appendix B);

# Fire Safety Signs - Part 1: Signs

**Important notice: the colors of fire safety signs in this Part shall not be used in purpose of standard color matching, and the color matching shall be in accordance with those specified in Chapter 5 of *Safety Colors* (GB 2893-2008).**

## 1 Scope

This Part of GB 13495 specifies the signs used in the field of fire safety.

This Part is applicable to all locations and places where fire safety signs shall be set.

This Part is not applicable to graphical symbols used for fire-fighting technical documents and various maps specified in GB/T 4327.

## 2 Normative References




The following documents for the application of this document are essential. For dated reference, only the edition cited applies. For undated references, the latest edition of the normative document (including any amendments) applies.

GB 2893-2008	Safety Colors
GB/T 4327	Equipment for Fire Protection and Fire Fighting Graphical Symbols for Fire Protection Plans-specification

## 3 Signs

**3.1** Fire safety signs (hereinafter referred to as "signs") consist of geometrical shape, safety color and graphical symbols indicating specific fire safety information. The meanings of sign geometrical shape, safety color and contrast color and graphical symbol color are detailed in Table 1.

Table 3 -- Sign of Emergency Evacuation for Escape

S/N	Sign	Content	Description
3-05		EXIT	<p>To prompt the evacuation-exit leading to safety locations.</p> <p>Sign for left or right may be selected according to the direction leading to exit. When it is necessary to indicate the exit position, it shall be used by combining with 3-29 sign; refer to Appendix B for example</p>
3-06		SLIDE	To prompt the position and the direction for sliding door
3-07		PUSH	To prompt the direction for open the door by pushing







S/N	Sign	Content	Description
3-25		DO NOT LOCK	To prohibit locking designated positions (e.g., escape route and exit door)
3-26		WARNING: FLAMMABLE MATERIAL	To warn of a hazard from flammable materials
3-27		WARNING: OXIDIZING SUBSTANCE	To warn of a hazard from oxidizing substances
3-28		WARNING: EXPLOSIVE MATERIAL	To warn of a hazard from explosive materials, and taking care when being nearby explosive materials or handling explosive materials

Table 6 -- Supplementary Direction Signs

S/N	Sign	Content	Description
3-29		DIRECTION OF ESCAPE	To indicate the direction of an exit. Arrows may be used for directions like up, down, upper left, upper right, right, down right, etc., and the use combination of them are detailed in Appendix B
3-30		DIRECTION OF FIRE ALARM DEVICE OR FIREFIGHTING EQUIPMENT	To indicate the direction of fire alarm device or fire-fighting equipment. Arrows may be used for directions like up, down, left up, right up, right, right down, etc., and the use combination of them are detailed in Appendix B

## Appendix B




(Normative)

### Examples of Use Combinations of Signs and Supplementary Direction Signs

**B.1** Table B.1 gives the making examples for use combinations of signs and supplementary direction signs. Internal border may be omitted for the combined signs on the same carrier in the actual making process.

**B.2** Table B.2~Table B.8 give the examples for use combinations of signs and supplementary direction signs.

**Table B.1 -- Making Examples of Combinations of Signs and Supplementary Direction Signs**

S/N	Combination making example	Notes on making
1		Internal border is reserved
2		Internal border is reserved
3		Internal border is omitted

## Appendix C



(Normative)

### Examples of Use Combinations of Signs, Supplementary Direction Signs and supplementary Text Signs

**C.1** Table C.1 gives making examples for combinations of signs, supplementary direction signs and supplementary text signs. Internal border may be omitted for the combined signs on the same carrier in the actual making process.

**C.2** Table C.2 gives use examples for combinations of signs, supplementary direction signs and supplementary text signs.

**Table C.1 -- Making Examples of Combinations of Signs, Supplementary Direction Signs and Supplementary Text Signs**

S/N	Combination making example	Notes on making
1		Internal border is reserved
2		Internal border is reserved
3		Internal border is omitted



**This is an excerpt of the PDF (Some pages are marked off intentionally)**

**Full-copy PDF can be purchased from 1 of 2 websites:**

1. <https://www.ChineseStandard.us>

- SEARCH the standard ID, such as GB 4943.1-2022.
- Select your country (currency), for example: USA (USD); Germany (Euro).
- Full-copy of PDF (text-editable, true-PDF) can be downloaded in 9 seconds.
- Tax invoice can be downloaded in 9 seconds.
- Receiving emails in 9 seconds (with download links).

2. <https://www.ChineseStandard.net>

- SEARCH the standard ID, such as GB 4943.1-2022.
- Add to cart. Only accept USD (other currencies - <https://www.ChineseStandard.us>).
- Full-copy of PDF (text-editable, true-PDF) can be downloaded in 9 seconds.
- Receiving emails in 9 seconds (with PDFs attached, invoice and download links).

Translated by: Field Test Asia Pte. Ltd. (Incorporated & taxed in Singapore. Tax ID: 201302277C)

About Us (Goodwill, Policies, Fair Trading...): <https://www.chinesestandard.net/AboutUs.aspx>

Contact: Wayne Zheng, [Sales@ChineseStandard.net](mailto:Sales@ChineseStandard.net)

Linkin: <https://www.linkedin.com/in/waynezhengwenrui/>

**----- The End -----**